



MetaTrader 5

Installation and Setup Guide
for the Platform



The MetaTrader 5 platform is available for download through your OnFin personal account.

1 Log in to your OnFin personal account

→ If you already have an account, please log in.

[Sign In ↗](#)

→ Or register if you haven't signed up yet.

[Sign Up ↗](#)

To proceed, you need to:

- complete verification
- open a trading account

We recommend registering, completing verification, and opening a trading account first, even if you plan to download the platform independently from **Google Play**, **the App Store**, or **the official MetaTrader website**.

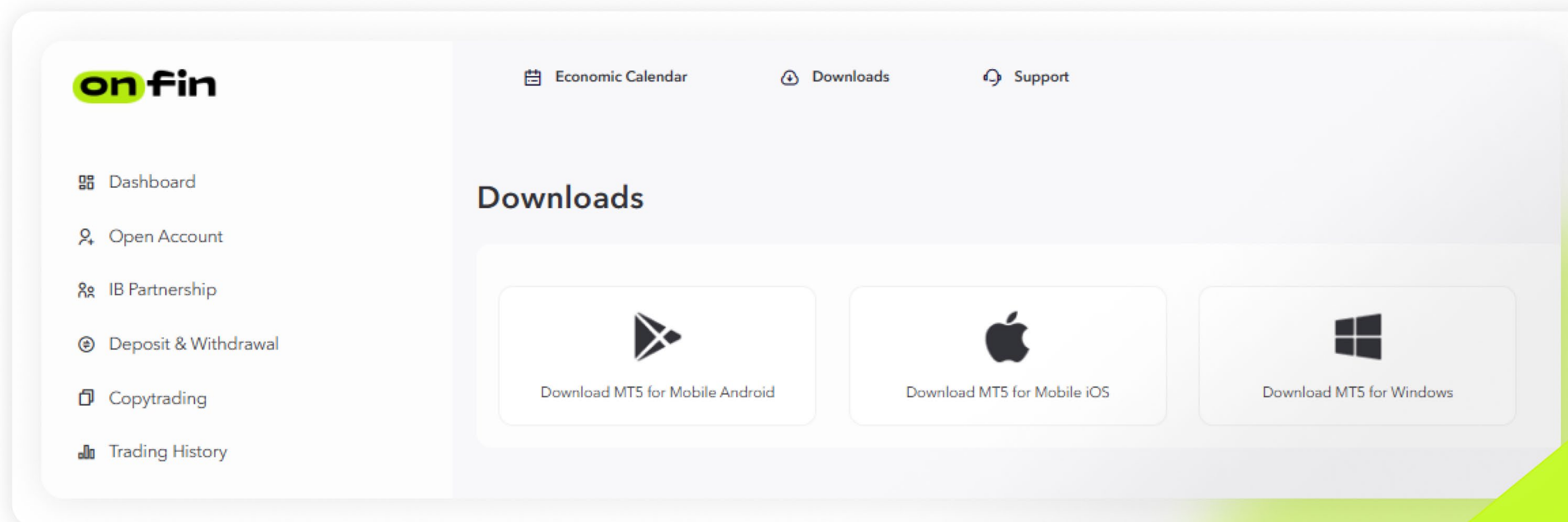
This will help avoid errors when opening an account directly on the platform and ensure proper terminal setup.

The image shows two overlapping screenshots of the OnFin website's account management interface. The top screenshot is the 'Sign Up' form, which has three tabs: 'Demo Account', 'Trading Account' (which is selected and underlined in green), and 'IB Account'. The form includes input fields for 'Name' and 'Surname' (with placeholder text 'Enter your name...' and 'Enter your surname...'), an 'Email' field (with placeholder text 'Enter your email...'), and a 'Password' field (with placeholder text 'Type Password...'). Below the password field is a 'Forgot Password?' link. At the bottom of the form is a 'Sign In' button. The bottom screenshot is the 'Sign In' form, which has an 'Email' field (with placeholder text 'Enter your email...') and a 'Password' field (with placeholder text 'Type Password...'). Below the password field is a 'Forgot Password?' link. At the bottom of the form are two buttons: 'Open Live Account' and 'Open Demo Account'. The background of the page features a stylized, low-poly mountain range in shades of green and white.

2 In the top menu, select the "Downloads" tab

Choose one of the available platform versions:

- Download MT5 for Mobile Android
- Download MT5 for Mobile iOS
- Download MT5 for Windows



3

Installation and Setup of MetaTrader 5 for Android

Step 1

After selecting **“Download MT5 for Mobile Android”**, you will be redirected to **Google Play**.

Step 2

Click **“Install”**.

Step 3

Once the installation is complete, click **“Open”**.

Step 4

Accept the terms and conditions of the EULA, the Privacy Policy and data processing consent.


Step 5

A window titled **“Open a demo Account”** will appear – close it.

Step 6

A new window will open where you should:

- Select broker: **OnFin Ltd.**
- Enter your **Login** (trading account number) and **Password** (from the trading account).
You can find your login details in the email **“OnFin | Trading Account Opened”**.
- Ensure the server is set to **OnFin-Live**.
- If needed, check the box **“Save password”**.



Step 7

Click **“Login”**.



You are now ready to start using the platform.

4

Installation and Setup of MetaTrader 5 for IOS

Step 1

После выбора **“Download MT5 for Mobile iOS”** вы будете перенаправлены в **App Store**.

Step 2

Click **“Get”**.

Step 3

Once the installation is complete, click **“Open”**.

Step 4

Accept the terms and conditions of the EULA, the Privacy Policy, and the Disclaimer.

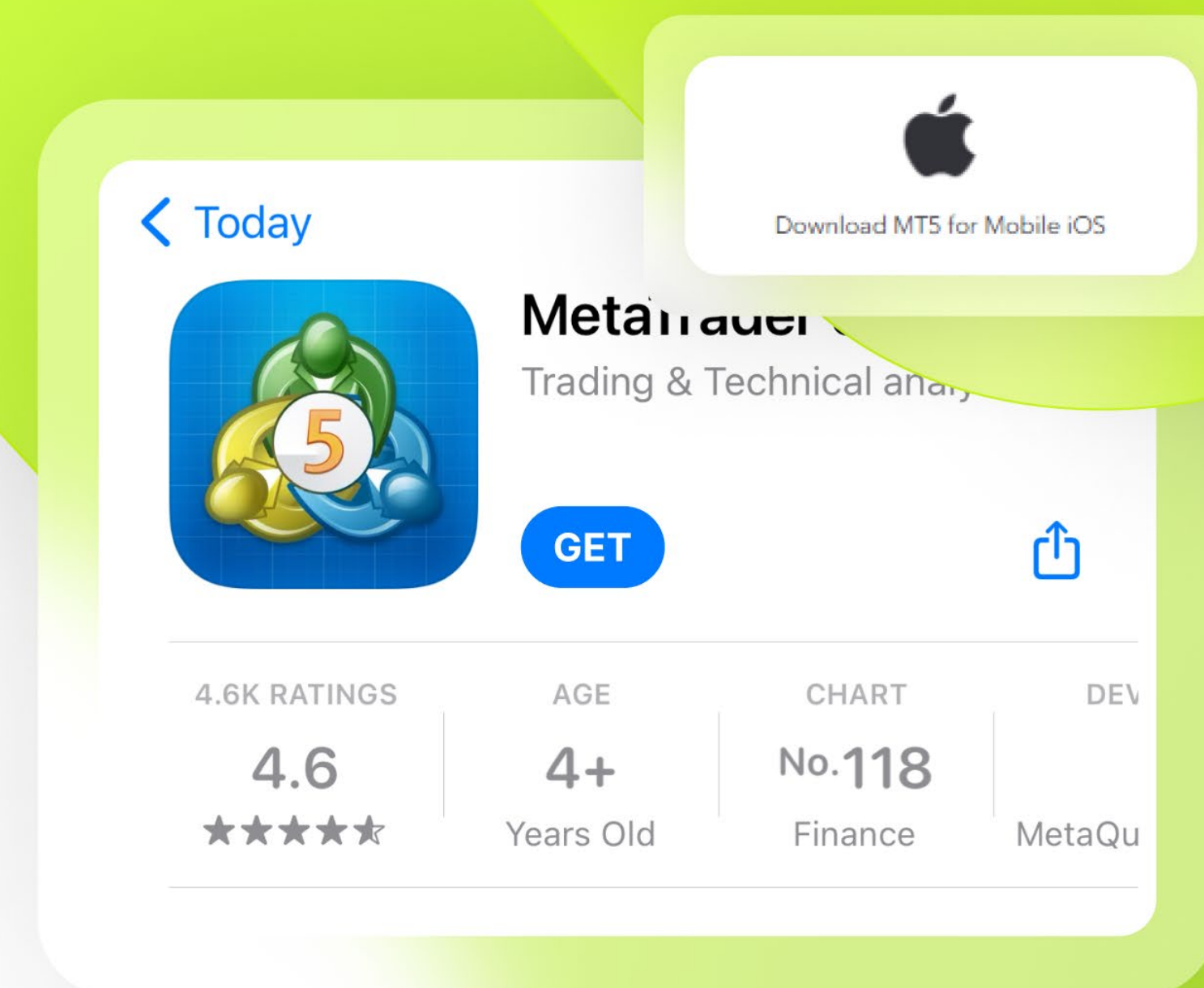
Step 5

A window titled **“Open a Demo Account”** will appear – close it.

Step 6

A new window will open where you should:

- Select broker: **OnFin Ltd.**
- Enter your **Login** (trading account number) and **Password** (from the trading account).
You can find your login details in the email **“OnFin | Trading Account Opened”**.
- Ensure the server is set to **OnFin-Live**.
- If needed, check the box **“Save password”**.



Step 7

Click **“Done”** and **“Sign In”**.

 **You are now ready to start using the platform.**

5

Installation and Setup of MetaTrader 5 for Windows



Download MT5 for Windows

OnFin MetaTrader 5 Terminal Setup (64 bit)

onfinMETAQUOTES LTD.
End-User License Agreement

Please read carefully the terms and conditions of this End User License Agreement (referred to collectively as the "Agreement") before proceeding with the installation or utilization of the Product installation.

MetaQuotes Ltd is a software development company and does not provide any financial, investment, brokerage, trading or data feed services, nor it is involved and/or interfere in any way in any trading operations, nor does it open or control real trading accounts. None of the information available in the Product is intended as investment advice. Before using this application for trading, you should seek the advice of a qualified and registered securities professional and undertake your own due diligence. Exercise caution when encountering online offers promising easy income or quick money, particularly through social media like Tinder, WhatsApp, WeChat, Facebook and similar social networks.

By clicking Next button you agree to the terms of this license agreement.

OnFin Ltd

Privacy and Data Protection Policy

Settings

Next >

Cancel

Step 1

After selecting **“Download MT5 for Windows”**, download the installation file.

Step 2

Open the downloaded file and allow the app to make changes to your device.

Step 3

Read and accept the license agreement, then click **“Next”**.

Step 4

Wait for the installation to complete and click **“Finish”**.

Step 5

A new window will open where you should:

- Verify that **OnFin Ltd.** is listed, then click **“Next”**.
- Choose one of the options:
 - ✓ **Connect to an existing trading account**, if you already have one.
 - ✓ **Open a real account**, if you want to create a new trading account.
- Enter your **Login** (trading account number) and **Password** (from the trading account).
 - ✓ You can find your login details in the email **“OnFin | Trading Account Opened”**.
- Ensure the server is set to **OnFin-Live**.

Step 6

Click **“Finish”**.

 **You are now ready to start using the platform.**

**If you encounter any issues during installation,
please contact OnFin technical support.**

support@onfin.io

All rights reserved OnFin

OnFin Ltd is registered and licensed as an international brokerage company in the Island of Mohéli, Comoros Union with license number BFX2024038. The registered number of the Company is IBC number HT00224026. The Registered office and Agent of the Company is: Moheli Corporate Services LTD P.B. 1257 Bonovo Road, Fomboni, Comoros, KM.

Trading CFDs on margin is considered a speculative product and carries a higher risk than trading instruments such as stocks. You should not invest in margin trading on forex or CFDs unless you fully understand these investment products. You should obtain financial, legal, tax and other professional advice before undertaking forex and CFD trading to ensure that it meets your objectives, needs and circumstances.

OnFin does not provide services to citizens and residents in the USA and DPRK.